



廣益全球驗證有限公司

Great One Global Certification Co Ltd

台北縣新店市中正路四維巷8弄3號4F

4F., No.3, Aly.8, Siwei Ln., Zhongzheng Rd., Xindian City,

TEL: +886 2 2218-1106

Taipei County 231, Taiwan(R.O.C)

FAX: +886 2 2218-1107

E-mail: sales@go-safety.com.tw

Goniophotometer Measurement Report For Luminaires

Applicant : KWO GER METAL TECHNOLOGY INC.

Applicant Add : 3-5, Wulin St, Shulin City, Taipei county, Taiwan

Report No : GO1103230501

Product Name : LED Courtyard Lamp

Model No : KG70B

Sample No : 11032305-1

Test Specification: IESNA LM-79-08, Approved Method: Electrical and
Photometric Measurements of Solid-State Lighting
Products.

Test Date: 2011-3-31

Issue Date: 2011-3-31

- Note: 1. The test results of this report relate only to the tested sample identified in this report.
2. This report shall not be reproduced, in full or in portion, except for having written approval from Great One Global Certification Co. , Ltd.
3. The data in report cannot be used for advertisement, publication and promotion.

Tested By:

Reviewed By:

Roy Kao

Sean Kao

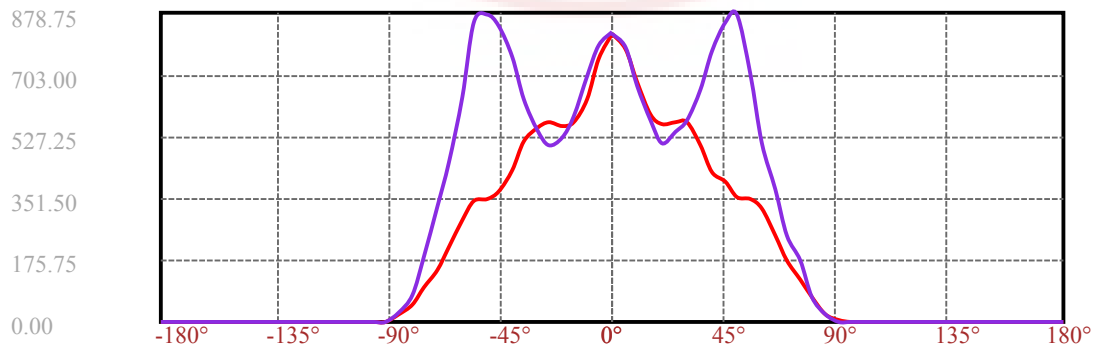
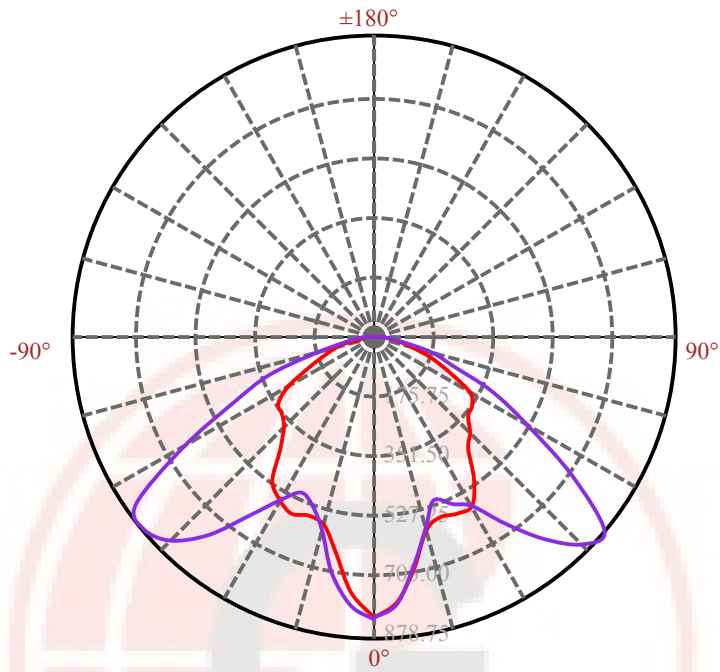
Roy Kao

Sean Kao

Project Engineer

Project Engineer

Light Distribution Curve [Unit: cd]



C0/C180: —

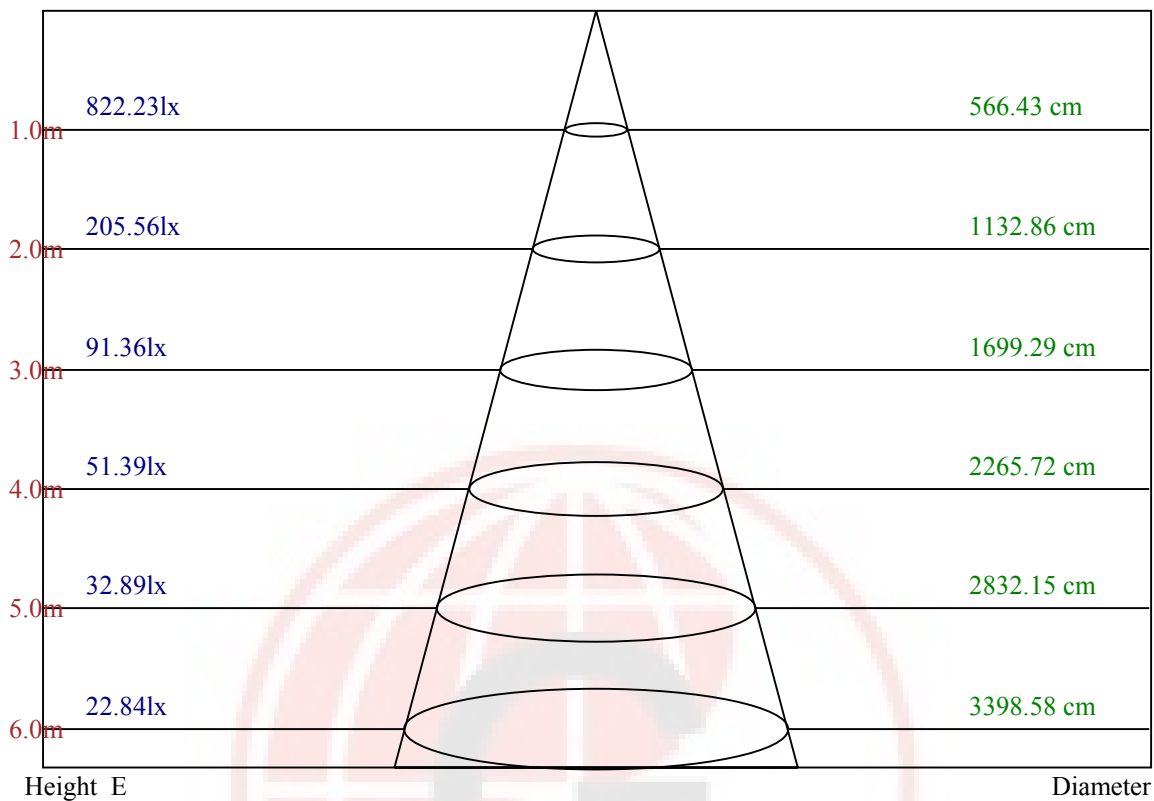
C90/C270: —

Equipment: GMS1800
Temperature(°C): 25.0

Date: 2011/3/31
Humidity(%): 50.0%

Operator: Roy Kao
Distance(m): 13.59

Lux distance Curve




Equipment: GMS1800
 Temperature(°C): 25.0

Date: 2011/3/31
 Humidity(%): 50.0%

Operator: Roy Kao
 Distance(m): 13.59

ISO-Intensity(V-H)



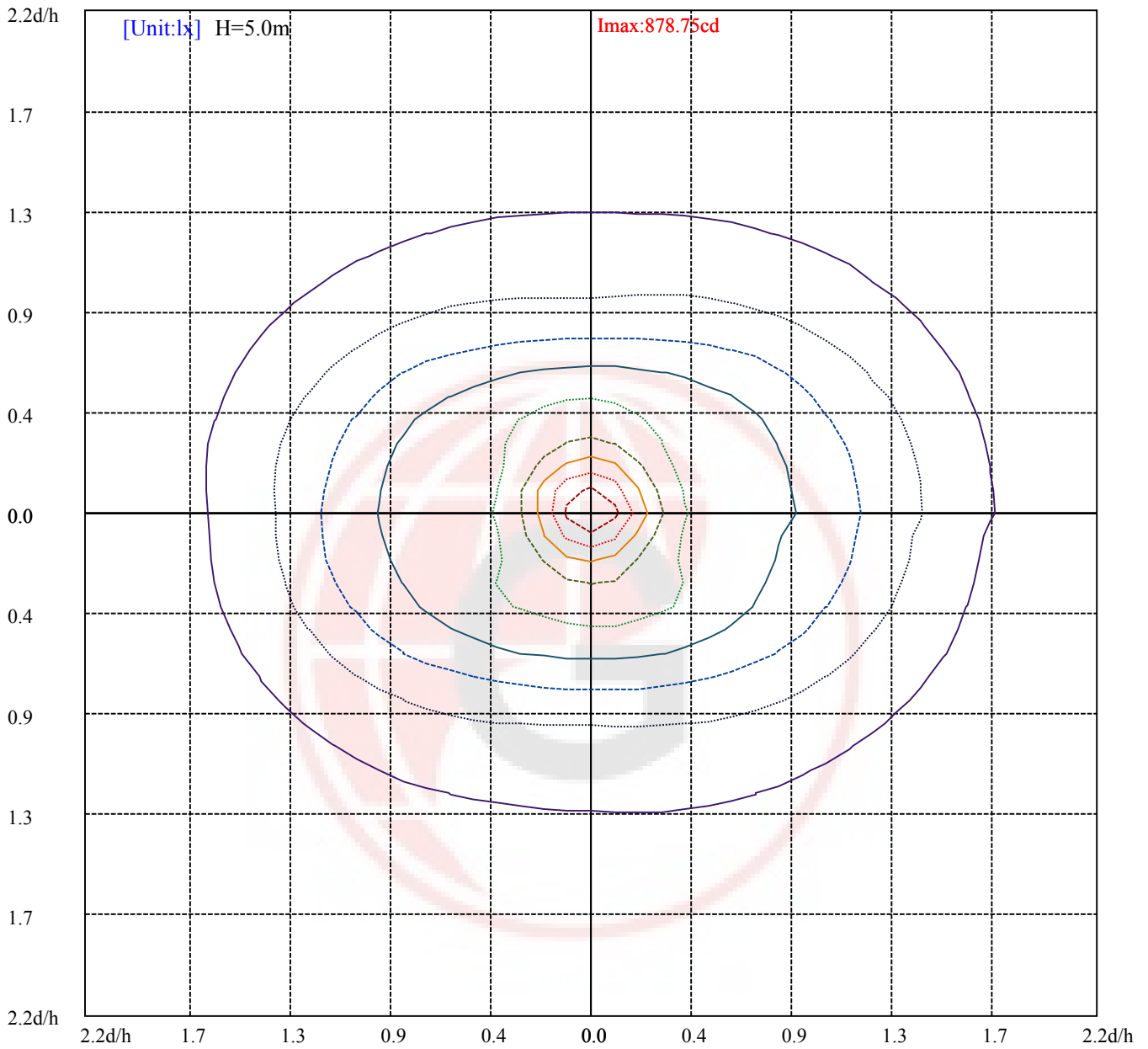
(10%Imax) 87.6965	
(20%Imax) 175.393	
(30%Imax) 263.09	
(40%Imax) 350.786	
(50%Imax) 438.483	
(60%Imax) 526.179	
(70%Imax) 613.876	
(80%Imax) 701.572	
(90%Imax) 789.269	

Equipment: GMS1800
 Temperature(°C): 25.0

Date: 2011/3/31
 Humidity(%): 50.0%

Operator: Roy Kao
 Distance(m): 13.59

ISO illuminance diagram



(10%Emax) 3.279684	———
(20%Emax) 6.55936
(30%Emax) 9.83904	- - - - -
(40%Emax) 13.11876	———
(50%Emax) 16.39844
(60%Emax) 19.67812	- - - - -
(70%Emax) 22.9578	———
(80%Emax) 26.23748
(90%Emax) 29.51716	- - - - -

Equipment: GMS1800
 Temperature(°C): 25.0

Date: 2011/3/31
 Humidity(%): 50.0%

Operator: Roy Kao
 Distance(m): 13.59

Intensity data(cd)

C/γ(°)	0.0	5.0	10.0	15.0	20.0	25.0	30.0	35.0	40.0
0.0	818.35	775.14	684.27	587.31	560.90	565.15	565.70	504.57	426.08
10.0	817.80	776.24	685.56	586.57	563.30	568.47	568.29	512.14	436.97
20.0	817.80	777.91	689.26	584.54	558.87	569.02	576.60	539.66	475.57
30.0	817.98	781.97	693.13	583.80	550.56	567.18	593.03	583.80	531.72
40.0	818.35	784.37	697.57	584.54	538.18	558.87	608.55	626.09	598.20
50.0	818.54	788.06	702.00	592.29	526.92	544.83	615.93	664.51	673.74
60.0	818.54	790.10	707.36	598.76	518.42	530.24	609.10	685.01	735.43
70.0	818.91	789.36	714.56	604.11	515.46	520.27	597.65	686.67	762.58
80.0	819.09	786.03	709.76	603.56	517.68	516.57	586.02	685.93	779.57
90.0	819.28	780.31	673.19	574.75	506.60	538.37	570.50	661.18	770.15
100.0	821.86	772.55	672.45	577.70	504.01	526.36	600.98	648.26	757.04
110.0	821.31	763.87	664.88	571.98	502.72	529.87	609.29	651.58	743.00
120.0	820.57	755.19	660.08	567.55	508.45	544.09	621.84	657.67	723.05
130.0	820.20	749.65	654.17	564.22	517.50	554.99	623.69	644.93	673.59
140.0	819.65	746.32	651.95	564.22	526.18	561.27	615.38	618.89	604.85
150.0	819.28	743.74	646.96	561.64	534.86	564.22	594.51	581.40	533.01
160.0	818.91	743.37	641.24	561.82	542.06	565.88	571.43	543.72	477.05
170.0	818.54	744.29	636.99	562.74	548.71	567.55	554.80	519.71	438.45
180.0	818.35	746.32	634.03	565.88	555.36	569.58	552.03	514.36	429.95
190.0	817.80	749.28	631.63	567.36	559.05	573.27	558.50	525.99	448.24
200.0	817.80	752.97	630.53	564.96	556.10	576.78	570.69	551.11	487.76
210.0	817.98	756.48	627.20	558.68	549.82	575.67	592.11	585.09	546.31
220.0	818.35	760.36	633.66	551.66	539.66	571.79	613.16	619.81	609.29
230.0	818.54	762.58	640.87	545.75	526.92	556.83	619.26	642.16	664.88
240.0	818.54	767.38	648.62	547.05	514.91	536.15	613.16	646.78	699.04
250.0	818.91	772.18	656.01	553.33	507.52	518.60	597.10	635.88	711.79
260.0	819.09	776.06	662.66	559.05	508.26	509.00	579.18	621.48	719.73
270.0	822.23	784.56	697.01	586.20	526.36	503.09	547.60	632.93	752.05
280.0	821.86	782.34	686.86	580.11	522.48	500.14	550.92	638.10	749.46
290.0	821.31	780.68	682.79	576.78	518.97	500.69	558.31	643.08	737.09
300.0	820.57	778.28	677.99	574.75	518.79	508.63	570.13	653.98	726.75
310.0	820.20	775.69	676.88	574.38	524.51	521.01	582.69	648.62	686.30
320.0	819.65	774.77	677.81	577.70	529.50	533.75	590.45	624.80	616.67
330.0	819.28	773.66	679.28	583.98	535.41	544.65	588.23	589.52	546.86
340.0	818.91	773.66	679.47	585.28	545.38	554.25	577.70	547.97	487.02
350.0	818.54	774.21	683.53	586.20	554.43	561.27	569.21	517.50	443.25
360.0	818.35	775.14	684.27	587.31	560.90	565.15	565.70	504.57	426.08

Equipment: GMS1800
 Temperature(°C): 25.0

Date: 2011/3/31
 Humidity(%): 50.0%

Operator: Roy Kao
 Distance(m): 13.59

Intensity data(cd)

C/γ(°)	45.0	50.0	55.0	60.0	65.0	70.0	75.0	80.0	85.0
0.0	398.19	355.89	349.80	321.54	245.82	176.01	119.86	70.74	21.05
10.0	404.47	362.91	357.93	331.33	247.30	175.64	118.75	69.26	19.76
20.0	440.85	388.03	373.44	345.37	258.56	179.89	123.56	69.07	18.65
30.0	502.54	443.81	398.00	367.71	277.22	191.34	128.54	68.52	17.91
40.0	580.47	516.76	446.21	400.96	310.83	216.82	132.24	67.23	16.99
50.0	672.82	608.18	518.23	437.53	355.34	245.64	138.15	66.12	16.07
60.0	755.56	724.53	610.58	480.00	388.77	275.55	146.64	66.67	17.73
70.0	794.71	817.61	720.84	518.97	400.03	297.72	159.94	64.27	17.36
80.0	814.29	857.51	764.98	545.20	395.97	300.86	186.72	79.97	16.99
90.0	853.81	875.42	702.00	508.63	373.99	246.74	173.05	72.40	22.90
100.0	841.99	873.02	719.91	506.05	373.99	276.29	153.85	57.25	25.49
110.0	810.78	821.31	679.10	481.85	376.58	259.12	126.33	49.31	24.38
120.0	761.10	717.88	575.30	449.35	370.12	231.41	115.06	47.46	24.56
130.0	664.14	593.03	493.67	413.33	320.25	203.90	107.67	45.80	21.98
140.0	561.27	490.35	433.28	368.82	273.52	180.99	104.72	46.17	21.79
150.0	481.85	419.61	386.74	329.30	240.65	162.34	103.61	46.91	21.98
160.0	420.35	376.03	355.16	300.30	223.10	153.29	100.29	47.10	21.98
170.0	383.60	355.52	341.86	285.53	213.68	149.78	98.07	47.65	23.09
180.0	372.33	349.61	344.63	289.41	211.47	149.23	96.04	48.39	23.82
190.0	386.37	360.14	360.33	300.12	219.22	154.77	99.73	51.34	26.23
200.0	426.08	384.34	381.75	326.53	236.59	163.08	105.46	51.16	28.26
210.0	489.61	435.13	407.05	357.37	256.53	178.41	114.14	53.93	27.70
220.0	569.21	508.08	444.73	393.20	295.13	201.86	120.60	56.33	29.92
230.0	661.74	603.01	509.37	431.25	342.04	226.06	129.47	59.10	31.40
240.0	743.37	720.10	594.88	471.88	383.41	256.53	140.36	62.61	33.61
250.0	781.05	814.11	711.23	518.05	396.34	286.82	150.34	62.61	33.80
260.0	803.58	859.17	770.52	544.46	387.85	295.50	182.47	77.01	35.83
270.0	840.33	873.21	849.75	638.10	451.56	330.04	184.13	76.09	25.49
280.0	797.48	875.61	833.31	611.13	418.32	323.20	212.58	103.98	24.01
290.0	778.65	838.11	790.28	579.55	433.28	326.90	185.98	84.03	24.38
300.0	755.74	768.30	667.83	522.67	398.74	309.35	174.72	84.22	25.49
310.0	697.20	648.26	558.87	466.52	388.95	274.63	161.23	80.89	25.49
320.0	606.52	541.14	477.23	426.26	339.83	237.51	148.67	78.86	24.93
330.0	525.99	459.50	414.44	384.15	297.53	213.50	138.33	76.83	24.19
340.0	460.24	402.44	374.55	347.03	271.12	193.92	128.91	73.14	24.75
350.0	413.33	367.53	352.94	325.24	255.05	183.03	123.00	70.55	22.90
360.0	398.19	355.89	349.80	321.54	245.82	176.01	119.86	70.74	21.05

Equipment: GMS1800
Temperature(°C): 25.0

Date: 2011/3/31
Humidity(%): 50.0%

Operator: Roy Kao
Distance(m): 13.59

Intensity data(cd)

C/γ(°)	90.0	95.0	100.0	105.0	110.0	115.0	120.0	125.0	130.0
0.0	6.09	1.29	1.29	1.29	1.48	1.48	1.48	1.48	1.66
10.0	5.73	1.29	1.11	1.29	1.48	1.48	1.48	1.48	1.48
20.0	5.36	1.29	1.48	1.11	1.48	1.48	1.48	1.48	1.48
30.0	5.17	1.48	1.48	1.29	1.48	1.48	1.48	1.48	1.48
40.0	5.73	1.29	1.48	1.48	1.48	1.66	1.48	1.48	1.48
50.0	5.36	1.29	1.29	1.48	1.48	1.48	1.66	1.66	1.66
60.0	4.99	1.48	1.29	1.29	1.48	1.48	1.48	1.66	1.66
70.0	4.43	1.29	1.29	1.29	1.29	1.29	1.48	1.66	1.66
80.0	4.06	1.29	1.29	1.48	1.48	1.66	1.48	1.66	1.66
90.0	1.48	1.29	1.48	1.48	1.66	1.48	1.66	1.66	1.66
100.0	1.29	1.29	1.48	1.48	1.48	1.48	1.48	1.66	1.66
110.0	1.48	1.29	1.48	1.48	1.48	1.48	1.66	1.48	1.66
120.0	1.29	1.29	1.48	1.48	1.48	1.48	1.48	1.48	1.48
130.0	1.29	1.29	1.29	1.29	1.48	1.48	1.66	1.66	1.66
140.0	1.11	1.29	1.48	1.48	1.48	1.66	1.48	1.48	1.48
150.0	1.29	1.29	1.29	1.29	1.29	1.29	1.48	1.66	1.66
160.0	1.11	1.48	1.29	1.48	1.48	1.48	1.29	1.48	1.48
170.0	1.29	1.29	1.29	1.48	1.29	1.48	1.48	1.48	1.48
180.0	1.29	1.29	1.29	1.29	1.48	1.29	1.48	1.48	1.48
190.0	1.11	1.48	1.48	1.29	1.29	1.48	1.48	1.48	1.48
200.0	1.29	1.48	1.29	1.29	1.29	1.48	1.66	1.48	1.48
210.0	1.29	1.29	1.48	1.29	1.48	1.48	1.48	1.48	1.66
220.0	1.66	1.29	1.29	1.48	1.29	1.66	1.48	1.48	1.66
230.0	1.48	1.48	1.48	1.48	1.48	1.66	1.66	1.48	1.48
240.0	2.03	1.48	1.29	1.48	1.48	1.48	1.48	1.48	1.66
250.0	2.59	1.29	1.48	1.48	1.66	1.48	1.66	1.48	1.66
260.0	3.32	1.29	1.29	1.48	1.48	1.48	1.48	1.66	1.66
270.0	1.29	1.29	1.48	1.29	1.48	1.48	1.66	1.66	1.66
280.0	9.79	1.29	1.29	1.29	1.48	1.66	1.48	1.66	1.66
290.0	9.97	1.29	1.29	1.66	1.48	1.66	1.48	1.66	1.66
300.0	9.60	1.29	1.29	1.29	1.48	1.66	1.66	1.66	1.66
310.0	9.23	1.48	1.29	1.48	1.48	1.48	1.66	1.66	1.29
320.0	8.50	1.29	1.29	1.48	1.48	1.29	1.48	1.66	1.48
330.0	8.68	1.29	1.29	1.29	1.48	1.48	1.48	1.66	1.48
340.0	7.76	1.29	1.29	1.48	1.66	1.29	1.48	1.48	1.66
350.0	7.02	1.29	1.29	1.29	1.29	1.29	1.48	1.48	1.48
360.0	6.09	1.29	1.29	1.29	1.48	1.48	1.48	1.48	1.66

Equipment: GMS1800
 Temperature(°C): 25.0

Date: 2011/3/31
 Humidity(%): 50.0%

Operator: Roy Kao
 Distance(m): 13.59

Intensity data(cd)

C/γ(°)	135.0	140.0	145.0	150.0	155.0	160.0	165.0	170.0	175.0
0.0	1.48	1.48	1.66	1.48	1.66	1.66	1.85	1.66	1.66
10.0	1.48	1.66	1.48	1.66	1.66	1.48	1.66	1.66	1.66
20.0	1.48	1.48	1.48	1.66	1.66	1.66	1.66	1.85	1.66
30.0	1.66	1.48	1.48	1.48	1.85	1.66	1.66	1.85	1.66
40.0	1.48	1.48	1.66	1.48	1.66	1.66	1.66	1.66	1.66
50.0	1.66	1.66	1.48	1.85	1.66	1.66	1.66	1.66	1.66
60.0	1.66	1.66	1.48	1.66	1.66	1.66	1.66	1.85	1.66
70.0	1.48	1.66	1.66	1.48	1.66	1.66	1.66	1.85	1.66
80.0	1.66	1.66	1.66	1.66	1.66	1.66	1.66	1.66	1.66
90.0	1.85	1.66	1.66	1.48	1.66	1.66	1.85	1.66	1.66
100.0	1.85	1.66	1.66	1.66	1.66	1.66	1.66	1.66	1.66
110.0	1.66	1.66	1.85	1.66	1.66	1.66	1.66	1.66	1.66
120.0	1.66	1.66	1.66	1.66	1.66	1.48	1.66	1.66	1.66
130.0	1.48	1.66	1.66	1.48	1.48	1.66	1.66	1.66	1.66
140.0	1.48	1.48	1.66	1.66	1.66	1.48	1.66	1.66	1.66
150.0	1.48	1.48	1.66	1.66	1.66	1.66	1.48	1.85	1.66
160.0	1.48	1.48	1.48	1.66	1.66	1.66	1.66	1.66	1.66
170.0	1.66	1.48	1.66	1.66	1.85	1.66	1.66	1.66	1.66
180.0	1.48	1.66	1.66	1.66	1.66	1.66	1.66	1.66	1.66
190.0	1.66	1.48	1.66	1.48	1.48	1.66	1.66	1.66	1.66
200.0	1.66	1.48	1.48	1.66	1.66	1.66	1.66	1.66	1.66
210.0	1.48	1.48	1.66	1.66	1.48	1.66	1.66	1.66	1.66
220.0	1.66	1.48	1.66	1.66	1.66	1.66	1.66	1.66	1.66
230.0	1.66	1.48	1.66	1.66	1.66	1.66	1.48	1.66	1.66
240.0	1.48	1.48	1.66	1.66	1.66	1.66	1.66	1.66	1.66
250.0	1.48	1.48	1.66	1.66	1.48	1.66	1.66	1.48	1.66
260.0	1.66	1.66	1.48	1.66	1.66	1.66	1.85	1.85	1.66
270.0	1.66	1.66	1.66	1.66	1.48	1.66	1.48	1.48	1.66
280.0	1.48	1.66	1.66	1.85	1.66	1.66	1.66	1.66	1.66
290.0	1.66	1.66	1.48	1.66	1.66	1.66	1.48	1.66	1.85
300.0	1.66	1.66	1.66	1.66	1.66	1.85	1.66	1.66	1.66
310.0	1.66	1.66	1.48	1.66	1.66	1.66	1.66	1.66	1.66
320.0	1.48	1.66	1.66	1.48	1.66	1.66	1.48	1.85	1.66
330.0	1.48	1.48	1.66	1.48	1.66	1.66	1.48	1.66	1.48
340.0	1.48	1.66	1.48	1.66	1.48	1.66	1.66	1.66	1.48
350.0	1.48	1.48	1.48	1.66	1.48	1.66	1.85	1.66	1.66
360.0	1.48	1.48	1.66	1.48	1.66	1.66	1.85	1.66	1.66

Equipment: GMS1800
Temperature(°C): 25.0

Date: 2011/3/31
Humidity(%): 50.0%

Operator: Roy Kao
Distance(m): 13.59

Intensity data(cd)

C/γ(°)	180.0
0.0	1.66
10.0	1.66
20.0	1.66
30.0	1.66
40.0	1.48
50.0	1.48
60.0	1.66
70.0	1.66
80.0	1.66
90.0	0.00
100.0	1.66
110.0	1.66
120.0	1.66
130.0	1.48
140.0	1.66
150.0	1.66
160.0	1.48
170.0	1.85
180.0	1.66
190.0	1.66
200.0	1.66
210.0	1.66
220.0	1.48
230.0	1.48
240.0	1.66
250.0	1.66
260.0	1.66
270.0	1.66
280.0	1.66
290.0	1.66
300.0	1.66
310.0	1.48
320.0	1.66
330.0	1.66
340.0	1.48
350.0	1.85
360.0	1.66





廣益全球驗證有限公司

台北縣新店市中正路四維巷8弄3號4F

TEL: +886 2 2218-1106

FAX: +886 2 2218-1107

Great One Global Certification Co Ltd

4F., No.3, Aly.8, Siwei Ln., Zhongzheng Rd., Xindian City,

Taipei County 231, Taiwan(R.O.C)

E-mail: sales@go-safety.com.tw

1. Luminaire Specification :

- (1) Input Voltage/Frequency : 110 V ac / 60Hz
- (2) Input Watt : 37.3 W
- (3) Input Current : 0.344 A
- (4) Total Luminous Flux Output : 2309.13 lm
- (5) Luminaire Efficacy : 61.907 lm/W
- (6) Central Intensity (cd): 822.232
- (7) Maximum Intensity(cd): 827.746
- (8) PF: 0.987
- (9) Beam angle: (C0-C180) 84.6 (C90-C270) 128.2

2. Description of EUT Setup :

- (1) Operating Orientation : The light source is considered as horizontal.
- (2) Light Source : LED
- (3) Stabilization time : 0.5 Hour
- (4) Environment Condition : Temperature: 25 ± 1 °C , Humidity: $55\pm 10\%$



廣益全球驗證有限公司

台北縣新店市中正路四維巷8弄3號4F

TEL: +886 2 2218-1106

FAX: +886 2 2218-1107


Great One Global Certification Co Ltd

4F., No.3, Aly.8, Siwei Ln., Zhongzheng Rd., Xindian City,

Taipei County 231, Taiwan(R.O.C)

E-mail: sales@go-safety.com.tw

3. Photograph of EUT :





廣益全球驗證有限公司

Great One Global Certification Co Ltd

台北縣新店市中正路四維巷8弄3號4F

4F., No.3, Aly.8, Siwei Ln., Zhongzheng Rd., Xindian City,

TEL: +886 2 2218-1106

Taipei County 231, Taiwan(R.O.C)

FAX: +886 2 2218-1107

E-mail: sales@go-safety.com.tw

4. Equipments List:

Equipment ID	Equipment Type	Manufacturer	Model #	Cal. Date	Due Date
L204	Goniophotometer	SENSING	GMS1800	N/A	N/A
L205	GMS-1800B Goniophotometer System	SENSING		N/A	N/A
L206	AC Power Source	Twintex	TFC 500VA	N/A	N/A
L207	UI2008 Power Meter	SENSING	UI2008	2010/10/1	2011/10/1

